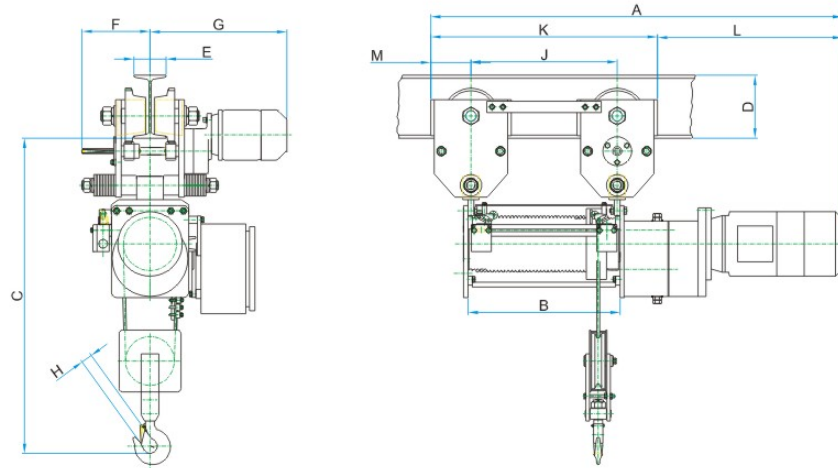
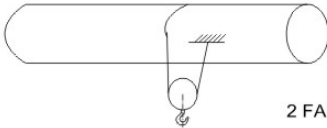
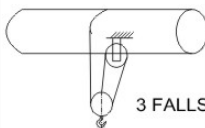


MEDIUM DUTY WIRE ROPE HOIST - Model WRH NO-HL/N-HL



SPECIFICATIONS / DIMENSIONS (mm)

		WRH NO-HL				WRH N-HL			
Capacity (SWL)	MT	0.5		1		2		3	
Lift	Mtrs.	18	25	18	25	17.2	25	11.4	16.5
A	mm	1662	1964	1662	1964	1626	1964	1626	1964
B	mm	939	1241	939	1241	903	1241	903	1241
Approx. weight	Kg	185	215	190	220	285	315	360	390
No. of falls		 2 FALLS				 3 FALLS			
Hoist speed	MPM	5		5		5		3.3	
Trolley speed	MPM	15		15		15		15	
Hoist motor	HP	1.5 (1.11 KW)		1.5 (1.11 KW)		3 (2.2 KW)		3 (2.2 KW)	
Trolley motor	HP	0.25 (0.18 KW)		0.25 (0.18 KW)		0.25 (0.18 KW)		0.5 (0.37 KW)	
C	Head room	790		880		1070		1315	
D	Min. beam height	175		175		175		175	
E	Min. Flange	90		90		90		90	
	Max. flange	210		210		210		210	
F	for min. flnage	189		189		189=G *		189=G *	
	for max. flange	169		169		169=G*		169=G *	
G	for min. flange	381		381		381		381	
	for max. flange	441		441		441		441	
H	mm	31.5		31.5		34		42	
J	mm	923	1225	1442	1659	923	1225	1442	1659
K	mm	1147	1449	1666	1883	1147	1449	1666	1883
L	mm	515		515		515		515	
M	mm	112		112		112		112	
C	Head room (with O.L.D.)	890		980		1070		-	

Data tolerance ± 10%

CODE NO 41 : DO : 1706/LIT/HIGHER LIFT - CWRH/8-2011



Manufactured & Marketed by :
HERCULES HOISTS LTD.
 CTS No. 43/5, Village Dhamni, Taluka Khalapur,
 Khopoli, Dist. Raigad, Maharashtra-410 202. India
 Tel. : + 91 (0) 2192-274036/274087/274135
 Fax : + 91 (0) 2192-274325
 E-mail : enquire@indef.com
 Website : http://www.indef.com

Dealers name & address



Designed & Printed By RASAM, Tel.: 2266 6921, rasam.87@gmail.com