




indef

ELECTRIC TRAVELLING TROLLEY

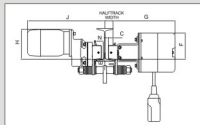
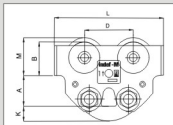


- ▶ Anti drop and de-railing guide
- ▶ Precision-machine runners mounted on sealed ball bearings
- ▶ Available in three basic range with further adjustment of flange width
- ▶ Anti corrosive powder coated finish
- ▶ Non standard speeds, dual speeds available on request
- ▶ Compatible to VVVF designs



ALSO AVAILABLE
Compatible
with all hoist

ELECTRIC TRAVELLING TROLLEY



DIMENSIONS, WEIGHTS AND PERFORMANCE DATA (mm)

Capacity		MT		Electric		
				1	3	
Inside of wheel flanges mm	Range 1			58-150	90-160	
	Range 2			150-210	160-220	
	Range 3			210-305	220-305	
A Seat of susp. plate to runner tread mm	Range 1 & 2			89	110	
	Range 3			129	155	
B Runner tread diameter			65	90		
C Runner tread width			25	30		
D Runner centres			128	157		
E Underside of runner to suspension plate			28	28		
F Underside of runners to top of control panel			mm	120	120	
G Beam flange to Panel end			mm	287	287	
H Underside of runner to top of motor				138	138	
J Track centreline and to motor	Range 1	track widths J	mm	58-150	90-160	
				350-390	360-395	
				150-210	160-220	
	Range 2	track widths J	mm	390-420	395-425	
				210-305	220-305	
				420-470	425-470	
	Range 3	track widths J	mm	21	34	
				mm	238	350
				mm	75	105
M Underside of runner to flange (push)			mm	90	115	
N Underside of runner to gear tip (geared)			mm	2000	2500	
Minimum radius of track curve	Range 1			22	31	
	Range 2			23	33	
	Range 3			26	38	
Electric travel weight in kg			10	10		
			0.5/1500	0.5/1500		
Speed M/Min. motor HP/RPM						

Data tolerance \pm 10%

Dealers name & address

Manufactured & Marketed by :

HERCULES HOISTS LTD.

CTS No. 43/5, Village Dhamni, Taluka Khalapur,
Khopoli, Dist. Raigad, Maharashtra-410 202. India
Tel. : + 91 (0) 2192-274036/274087/274135
Fax : + 91 (0) 2192-274325
E-mail : enquire@indef.com
Website : http://www.indef.com



bajaj group